

# Los Alamos Piecemakers Quilt Guild

In the crazy quilt of life, I'm glad you're in my block of friends.

P.O. Box 261, Los Alamos, NM 87544

[www.vla.com/lap](http://www.vla.com/lap)

March, 2011

## 2011 Officers

### President:

Fran Suchocki

[fsts4442@cybermesa.com](mailto:fsts4442@cybermesa.com)

### Vice Presidents:

1<sup>st</sup> VP-JoAnn

Painter

[jpainter@q.com](mailto:jpainter@q.com)

2<sup>nd</sup> VP-Liz

Martineau

[Liz4\\_always@yahoo.com](mailto:Liz4_always@yahoo.com)

### Secretary:

Jacqueline Krohn

### Treasurer:

Joan Williams

[williamstj@earthlink.net](mailto:williamstj@earthlink.net)

### Chairs:

#### Publicity:

Terry Foxx

[storyteler@comcast.net](mailto:storyteler@comcast.net)

#### Community

#### Service:

Marilyn Minshall

[mjminshall@q.com](mailto:mjminshall@q.com)

#### Membership:

Ann Daley

[anndaley@earthlink.net](mailto:anndaley@earthlink.net)

#### Webmaster:

Shirley

Klosterbuer

[sklostb@earthlink.net](mailto:sklostb@earthlink.net)

#### Newsletter:

Lyn Haval

[lhaval@hotmail.com](mailto:lhaval@hotmail.com)

#### Quilt Show:

Volunteer needed

#### Donation Quilt:

Volunteer needed

#### Mystery Quilt:

Debbie McLin

[dacclin@gmail.com](mailto:dacclin@gmail.com)

Debbie Claytor

[coolclaytors@att.net](mailto:coolclaytors@att.net)

## March 2011 Guild Meeting And workshop Tuesday, March 29 First Baptist Church, White Rock Featuring Judy Neimeyer Nationally known quilter and speaker

SIGN UP NOW FOR THIS FABULOUS OPPORTUNITY!!

**Judy Neimeyer**, a nationally known lecturer and instructor specializing in foundation paper piecing, will be presenting a lecture and conducting a workshop for our March program.

**PLEASE NOTE DATE CHANGE!** Please note that Judy's lecture will be on Tuesday, March 29, 2011, at 7 p.m. and her workshop will also be on Tuesday, March 29, 2011, from 9AM to 4PM, both at the White Rock Baptist Church. We will be working as a group but you can choose from three patterns; Indian Summer, Three Ducks in a Row, or Wild Goose Chase. Check these out at Judy's website [quiltworx.com](http://quiltworx.com). JoAnn Painter has these 3 patterns available for sale. Pattern includes supply list.

**Contact JoAnn at 672-1583 ( or [jpainter@q.com](mailto:jpainter@q.com)) to reserve your space and choose a pattern. The class fee is \$45 for guild members and \$55 for non-members. You can pay by mail to the guild P.O. box. You will need to plan ahead in order to be ready for this class: sign up soon!**

**Annual Valentines Party for Senior Quilters:** A successful Valentine Party for the Senior Quilters was held February 16th at the Betty Ehart Senior Center. After the luncheon, both quilt groups shared quilts they had made and shared ideas.

Thanks to those who brought dishes to share: Evonne Holder, Brooke Davis, Nancy Lemons, Micki Taylor, Thelma Hahn, Marilyn Cayton, Fran Suchocki, and Trish Spillman.

**Please check next page for important news about the future of our guild!!**

## NEWS FROM THE PRESIDENT:

Dear Los Alamos Piecemakers Guild members,

**The following is important information and a questionnaire for all members of the Los Alamos Piecemakers Guild to read, respond to questions, comment on, sign and return by our March 29, 2011 meeting.**

At the last Piecemakers Guild meeting, Feb. 22, 2011, Guild members were in a dilemma as to what our Guild should do in regards to hosting the Quilt Show, held in October and making a Donation Quilt for 2011. Both events are very important for us as a Guild. The Quilt Show allows us to share with the community the Guild members' talents. The Donation Quilt shows off our talents and allows the community to purchase a ticket(s) to win this wonderful quilt. We, as the Guild, use the monies to cover the cost of the quilt and if any extra, put money into our "Savings" to be used for the future Donation quilt and other needs of the Guild.

After the minutes from our Feb. Guild meeting were reviewed by the Guild's Board members, on March 8<sup>th</sup>, the Guild's Board members voted **not to have a Quilt Show or make a Donation Quilt this year since no one has come forth to chair either of these projects.** The Donation Quilt should have been already started and a facility should have been chosen to host the Quilt Show. The consensus of the Board is to have a Quilt Market in 2012. We also need to choose a pattern, fabric, and start the process to make a Donation Quilt for 2012.

### **What is the impact on the Guild's bank Balance without the Quilt Market/Show or a donation quilt in 2011?**

Last year the quilt market and donation quilt resulted in about \$2,500. However, expenses for 2010 still drew down the bank balance by over \$2,000. If we have no income from a show or donation quilt in 2011 **and** use the budget we have for lecturers, programs, and workshops this year, we will draw down the bank balance by an additional \$4,700. This will leave a balance of about \$2,500 in the bank at the end of 2011 which will take away our ability to bring in nationally known lecturers in future years until we build up the amount in the bank account.

### **WHAT DO YOU AS A GUILD MEMBER NEED TO DO?**

Please read, answer the questions, give your input, sign this letter and return it by March 29<sup>th</sup> to our PO Box 261 address, or email me ([fsts4442@cybermesa.com](mailto:fsts4442@cybermesa.com)) with your responses, or bring this sheet filled in to our March 29<sup>th</sup> meeting. We need your input. It's important for everyone to have a say; this is your Guild.

### **QUESTIONS TO ANSWER:**

- Should we hold the Quilt Market in 2012? (We bring in more money from this activity.)  
Yes \_\_\_\_\_ No \_\_\_\_\_
- Would you (or would you and members of our Guild) chair the Quilt Market in 2012?  
Yes \_\_\_\_\_ No \_\_\_\_\_
- Should we start the process in 2011 to complete a Donation quilt for 2012?  
Yes \_\_\_\_\_ No \_\_\_\_\_
- Would you (or would you and members our Guild) chair the Donation Quilt for 2012?  
Yes \_\_\_\_\_ No \_\_\_\_\_

Input from you:

---

Signed \_\_\_\_\_

These are all hard questions to answer, but we need every one to think about them and provide input. This is your Guild! We can only do the above activities if this is what the majority of the Guild members would like and support. Without help, it can't be done.

Sincerely,

Fran Suchocki, 2011 President of the Los Alamos Piecemakers Guild  
And 2011 Board Members

## Future Fun for Piecemakers:

**April 2011 QUILTING FOR OTHERS (QFO)** Our April guild meeting is on Tuesday, April 26 from 7:00 pm to 9:00 pm at the Los Alamos United Church. We have a really fun, "beginner friendly" project for everyone to work on. Bring all those 2-1/2 inch strips that you don't know what to do with (who doesn't have left over jelly rolls...) and we will show you how to turn them into a quick and easy quilt to share with others!. The strips could kind of go together, they could be scrappy or you could exchange strips at the meeting. If you have any questions, please contact Jo Ann Painter at 672-1583, 490-3438 or [jpainter@q.com](mailto:jpainter@q.com) OR Liz Martineau at 670-5069 or [liz4\\_always@yahoo.com](mailto:liz4_always@yahoo.com).

**May 2011 GAME NIGHT!!!** Our May guild meeting is on Tuesday, May 24 from 7:00 pm to 9:00 pm at the White Rock Baptist Church. We have another fun game for everyone with wonderful prizes!! HINT: What do you know about block names? If you have any questions, please contact Jo Ann Painter at 672-1583, 490-3438 or [jpainter@q.com](mailto:jpainter@q.com) OR Liz Martineau at 670-5069 or [liz4\\_always@yahoo.com](mailto:liz4_always@yahoo.com). (No, we are not going to give out answers ahead of time!)

**August 2011 SHARON SCHAMBER** Here's your opportunity to learn and/or hone your skills with freemotion quilting!! Sharon Schamber, of Payson AZ, will be presenting a lecture and trunk show for our evening program on Tuesday, August 23, from 7:00 pm to 9:00 pm. She will also conduct a workshop the following day entitled "Basic Freeform Feathers" from her series "Domestic Machine Quilting." The workshop starts with learning to free motion quilt with four basic shapes. Then you will learn to put them together to create a meandering feather and many other quilting patterns without having to mark your top. Sharon has a long background in fabrics and was head designer-owner of Deja Vu and Time and Eternity Fashions in Phoenix, AZ for over 25 years. She retired from her upscale bridal and formal wear business in 1994 and has since devoted her energies toward designing and making quilts. She actively competes and wins awards at shows across the country. Sharon teaches hand and domestic machine quilting, hand painting, applique, longarm quilting, beadwork and binding techniques. Sharon has won multiple Best of Show awards at both IQA, Houston TX and AQS, Paducah KY among others. You can read more about Sharon at her website: [www.sharonschamber.com](http://www.sharonschamber.com). If you have any questions, please contact Jo Ann Painter at 672-1583, 490-3438 or [jpainter@q.com](mailto:jpainter@q.com) OR Liz Martineau at 670-5069 or [liz4\\_always@yahoo.com](mailto:liz4_always@yahoo.com).

\*\*\*\*\*

**Beginning quilters!!** Marilyn Minshall would like to get a group started to help beginning quilters. Please call her at 672-3499 to get together and find out needs of beginners. She needs helpers (teachers) and someone to teach!! Give her a call if you're interested.

**Library News:** The library committee will meet again on March 22nd to sort books. We will have more books for sale at the March 29th Guild meeting. Books are priced quite inexpensively; please bring small bills and change or your checkbook.

We are also ready to receive books that you have checked out and have been waiting to return. Evonne will have the card catalog at the next several meetings so you may return the books you still have at home. You may return them to anyone on the Library committee; Evonne Holder, Linda Goforth, Brooke Davis, Libby Carlsten, Judy Crocker, Liz Martineau, and Thelma Hahn.

Thank you.

## Out and About...

**Alegre Retreat—An Art Quilters' Experience.** Workshops and lectures by well-known art quilters. It will be March 21-27, 2011 in Gateway Canyons Resort in Gateway, CO. More info at [www.alegreretreat.com](http://www.alegreretreat.com).

**Pacific West Quilt Show:** Did you ever hear or read about the Pacific Northwest Quiltfest that was presented in Seattle, WA? These shows have been produced on a biennial basis since 1994. Over the years thousands of people from all over the world have come to this corner of the United States to enjoy a spectacular, world-class and international 3-day quilting event.

The non-profit Association of Pacific West Quilters (APWQ) has created some big and exciting changes since they produced the last Quiltfest in Seattle in 2008. We want to make sure you know about them! First, our newly named show, Pacific West Quilt Show, is moving to an annual event. Second, APWQ has expanded its region to include the following states and provinces:

Alaska, Alberta, Arizona, British Columbia, California, Colorado, Hawaii, Idaho, Montana, Nevada, **New Mexico**,

The Northwest Territories, Oregon, Saskatchewan, Utah, Washington, Wyoming, Yukon

Residents of these states and provinces are now eligible to enter our juried and judged contest. When you look at the map that includes all states and provinces west of the Rocky Mountains! The dates of the show are August 26-28, 2011 at the Greater Tacoma Convention and Trade Center in Tacoma, Washington.

If you like competing in juried and judged quilt shows, we're excited to announce that there will be over \$25,000 in cash and prizes awarded to the winners. *All entries must have been completed after January 1, 2008.* Do you or someone you know have a quilt already created that you might consider entering? Please visit [Pacific West Quilt Show Contest](#) where you'll find all the information about the 2011 contest.


We'd be so grateful if you would help spread this news to all your guild members and quilting friends and we invite you to go to the APWQ [website](#) to browse around and discover descriptions of all the fabulous events that are planned for our 2011 Pacific West Quilt Show. We hope you'll sign up for our free e-newsletter and follow us on our [FaceBook](#) page. Deadline for entries: April 28, 2011. More info: Kate Riordan: [kater@apwq.org](mailto:kater@apwq.org)

**2011 Mystery Quilt Block 1:** On the next page you will find the first steps for the mystery quilt. Debbie Claytor and Debbie McLin have worked hard to perfect these directions for us. It's going to be fun and gorgeous when finished, so hop on board and start with these easy steps.


If you missed the first set of directions, which included fabric requirements and basic directions, you can find it in last month's newsletter or on our web site.

**AT THE SQUARE**  
(This makes a 9-1/2" finished block)


Preparing the Pieces and Sewing the Block  
(Read all instructions before cutting & sewing)



Start by sewing two Color 1 (dark) and one Color 2 (light) 1-1/2" x 7-1/2" strips together along the long edges as shown at left, using a scant 1/4" seam allowance. Press seams to the darker side, and square-up the strip to two 3-1/2" units. Repeat this with the last two Color 2 strips and one Color 1 1-1/2" x 7-1/2" strip to make two more 3-1/2" units in that color combination.





Cut two Color 1 4-3/4" square and two Color 2 4-3/4" square. Place one Color 1 and one Color 2 4-3/4" square right sides together; align all sides and edges and press. Draw a line diagonally from corner to corner and sew 1/4" on either side of the pencil line. Then cut apart on the pencil line and press the seam open to eliminate bulk. Turn one half-square triangle (HST) unit to its back side and draw a line diagonally from corner to corner, placing it perpendicular to the seam. Position the two HST units right sides together, with contrasting triangles facing each other. Align all sides and edges carefully and press. Sew 1/4" on either side of the pencil line. Cut the squares apart on the pencil line, and press the seam open. You will have two basic quarter-square triangle (QST) units. Grab your square ruler and rotary cutter. From the front side of the QST unit, align the ruler so that its 45 degree line is lined up exactly with the seam. Let a little bit of fabric extend past the top and right edge of the ruler. Trim away the little bits of fabric along the top and right edge of the QST. Now rotate the unit placing its newly trimmed edges to the inside of the ruler aligning them with the 3-1/2" marking on the ruler. Make sure the 45 degree line is once again aligned with the seam. Trim the little bit that extends past the top and right edge. You should now have an exact 3-1/2" square. Repeat one time to give you four QST units.



Lay out all units as shown at left. Sew three horizontal rows, pressing the top and bottom row seams to the inside and the center row seam to the outside. Join the rows to finish up your block. Block should square-up to 9-1/2" unfinished block.

Supplies List

-  Color 1: Color 1 (dark) needs three 1-1/2" x 7-1/2" strips AND two 4-3/4" squares.
-  Color 2: Color 2 (light) needs one 3-1/2" square AND three 1-1/2" x 7-1/2" strips AND two 4-3/4" squares.

## Future Programs for Los Alamos Piecemakers Guild

Tuesday, April 26: **Quilting For Others (QFO)**, Los Alamos United Church (no workshop)

Tuesday, May 24: **Game Night**, White Rock Baptist Church (no workshop)

Tuesday, June 28: TBD, Los Alamos United Church

No meeting in July—Enjoy your summer!!

Tuesday, August 23, **Sharon Schamber**, White Rock Baptist Church

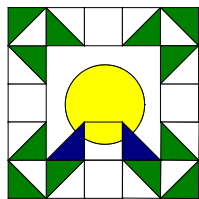
Wednesday, August 24, **Sharon Schamber workshop**, White Rock Baptist Church

Tuesday, September 27, **Potluck/Membership**, Los Alamos United Church (no workshop)

Tuesday, October 25, TBD, White Rock Baptist Church

Tuesday, November 15, TBD, Los Alamos United Church

No meeting in December -- Happy Holidays!!



**Los Alamos Piecemakers Quilt Guild**  
**P.O. Box 261**  
**Los Alamos, New Mexico 87544**